

# Sub-State HDI in Karnataka and West Bengal: An Analysis of Regional Disparity

S V Hanagodimath<sup>1</sup>

<sup>1</sup> Assistant Professor, Centre for Multi-disciplinary Development Research (CMDR), Dharwad, Karnataka, India

## **Abstract:**

*In the present paper an attempt has been made to examine the intra-state disparities in Karnataka and West Bengal taking into consideration of district human development index (HDI). It is observed that comparatively, West Bengal has higher intra-state disparity than that of Karnataka, which is evident from the coefficient of variation (CV). West Bengal has higher CV than that of Karnataka. A point here is to be noted that Karnataka's under development is concentrated in northern part of the state in general and Hyderabad Karnataka region in particular, whereas, West Bengal's under development is in Malda and Medinipur divisions. There are increasing calls for separate state in under developed regions of both the states. Between Karnataka and West Bengal, the movement for separate state is more in Karnataka, because of its visible north and south divide in all the socio-economic indicators (like HDI). Hence, state and central governments have to take the serious steps to reduce the developmental disparities at sub-state and sub-district levels, so that balanced regional development can be achieved without states bifurcation.*

**Key Words:** HDI, Balanced Regional Development, Regional Disparity

## **Introduction:**

After the civilization, in the history of humanity, always there were efforts to enhance the human well-being or human development. However, there was no standard definition for human well-being or human development. The concept of human development is not static, it's dynamic process. In the Stone-Age, perhaps, getting sufficient amount of food and protection from the wild life, had considered as the human development. Later, when people started living in habitations and villages, along with food and protection from wildlife, some basic skills of cultivation and fishing were considered as the human development. In later stages, along with these things, the concept of human development enhanced adding protection from epidemic and pandemics.

Over the period of time, with the effect of political, socio-economic, cultural, natural factors such as rise of different religions, raise and fall of different dynasties, industrialization, urbanization, colonization, capitalization, rise of democracy, communism, technological progress, and so on have changed the concept of human development. However, till now we cannot directly measure the human development. It can be measured with the proxy indicators. In the recent decades there were serious efforts to develop the human development index. In the year 1990, UNDP has developed human development index (HDI), using three dimensions, namely:

- **A Long and Healthy Life**, which is measured through the Life Expectancy at Birth (LEB),
- **Knowledge**, which is measured through Adult Literacy Rate and Enrollment Rate
- **Decent Standard of Living**, which is measured through the Per Capita Income (purchasing power parity US dollar)

UNDP's HDI is considered as a good measure of Human Development. This has been used as the guide for proper policy and programme implementation. Recently, India has also brought out two national level human development reports. Moreover many researchers and many organisations have also developed HDI for Indian states. Many state governments have also brought-out the human development reports. Madhya Pradesh (1998) and Karnataka (1999) states are pioneer states in this regard. At present, most of the states have their state human development reports. As per India Human Development Report 2011, Karnataka is in 12<sup>th</sup> rank and West Bengal is in 13<sup>th</sup> rank out of 23 states of India. They are found the in the groups of meddle HDI states. There are studies, which have analysed the inter-state disparities in India. Even there are studies which have examined the regional imbalances in HDI of different states. Whereas, studies which, compare the intra-state disparities in human development, taking into consideration of more than one state is in less numbers. Further, comparison of intra-state disparities in HDI of Karnataka and West Bengal are very less in number. Hence, in the present study an attempt has been made to examine and compare the regional imbalances in Karnataka and West Bengal. Present study has been divided into four sections, apart from introduction; section two discusses the growth of HDI of India and the status of HDI of Indian states. Section three examines the regional imbalances of Karnataka and West Bengal in HDI. Last section concludes the present chapter.

## **II Growth and Status of HDI in India:**

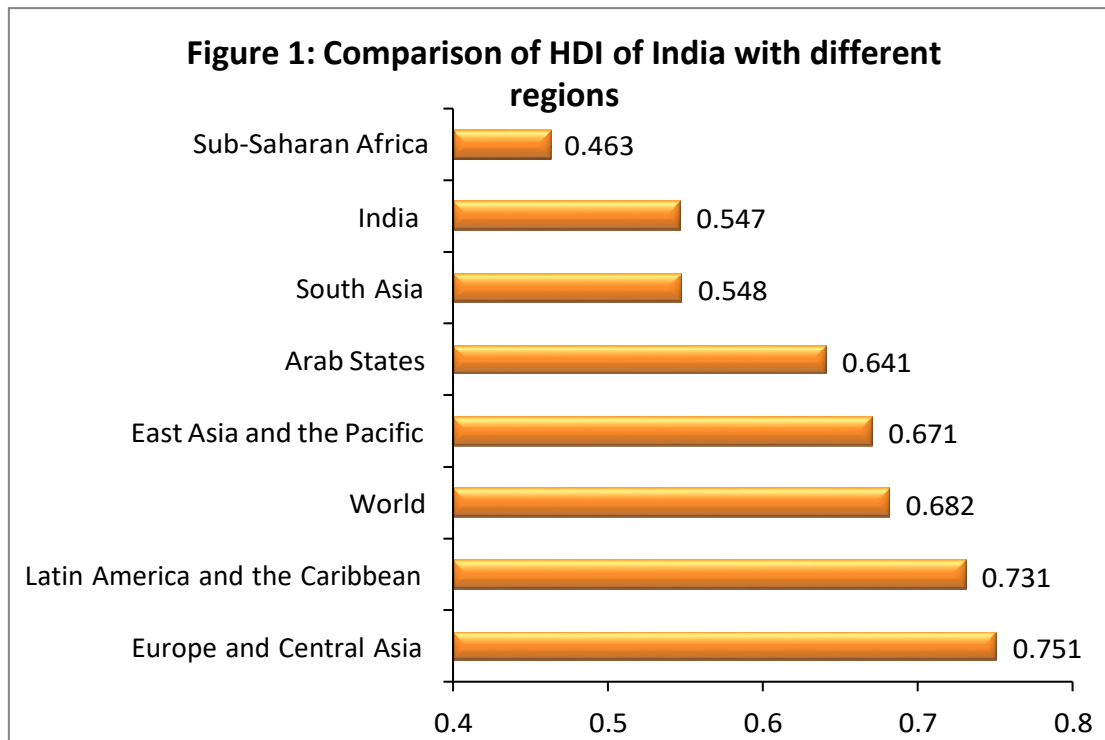
In table 1 growth of human development index of India from the year 1980 to 2011 has been presented. It is found from the table in the year 1980, HDI of India was 0.344, which increased significantly to 0.547 in the year 2011. This is due to implementation of various policies and programmes in social sector over the period of time. This impressive picture gets upset, when we compare the HDI value of India with other regions of the world.

TANZ (ISSN NO. 1869-7720) VOL 17 ISSUE 10 2023  
**Table 1: Human Development Index of India from 1980 to 2011**

Year	HDI
1980	0.344
1990	0.410
2000	0.461
2005	0.504
2009	0.535
2010	0.542
2011	0.547

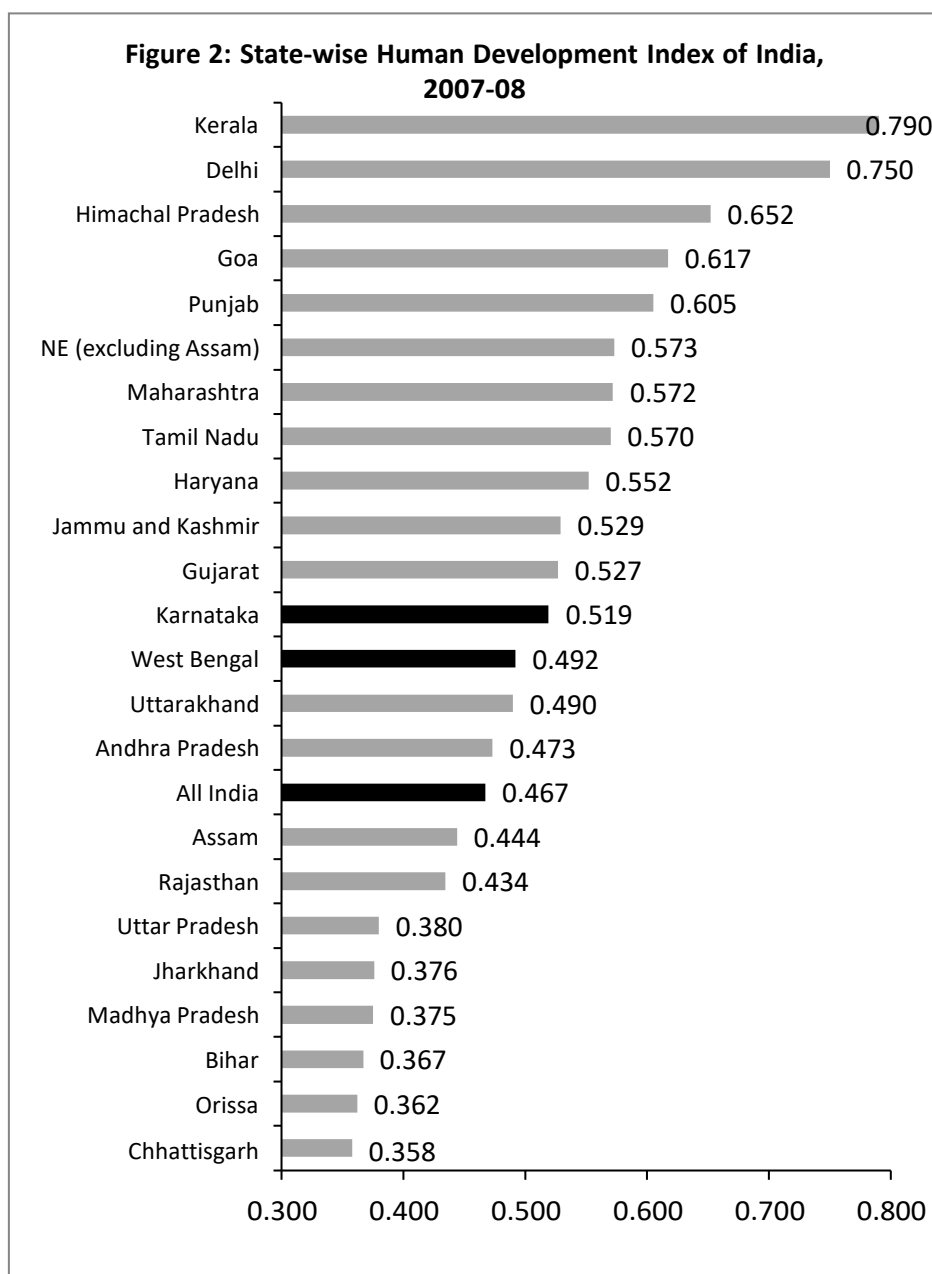
Source: UNDP HDR 2011

In figure 1, comparison of HDI of India with different regions has been made. It is found from the figure that among the regions Europe and Central Asia has the highest HDI value (0.751), followed by Latin America and Caribbean. India's HDI value is lower than all the regions, except Sub-Saharan Africa. India's HDI value is more or less same as HDI value of South Asian countries. It means India needs to go along with respect human development.



Source: UNDP HDR 2011

In Figure 2, HDI value of Indian states has been presented. The figure reveals that Kerala is found in the first position with the HDI value of 0.790 and Chhattisgarh is in the last position with the HDI value of 0.358. Mere ranking will not give much understanding about the status of HDI. Hence, using geographic mean method, states have been categorized into four groups namely Very High, High, Medium and Low. Five states namely Kerala, Delhi, Himachal Pradesh, Goa and Punjab are found in the very developed category. On the other hand, Uttar Pradesh, Jharkhand, Madhya Pradesh, Bihar, Orissa and Chhattisgarh are found in the Low HDI category.

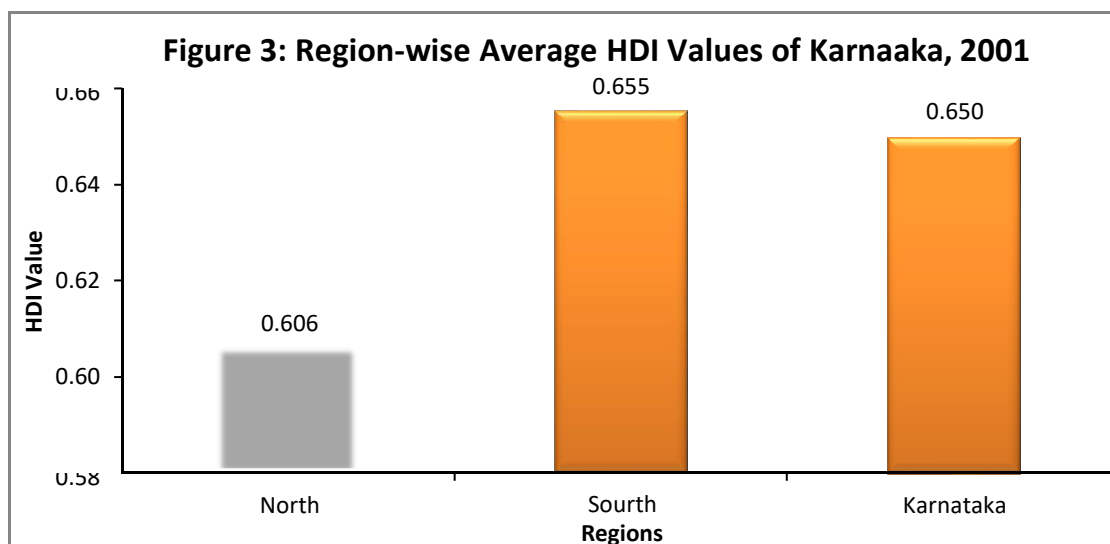


### III. Intra-State Regional Imbalances in HDI of Karnataka and West Bengal:

Commonly, regional disparity is seen in all the countries and states. Karnataka and West Bengal are not exception for this problem. In Karnataka, historical reason is main factor along with other factors like human capital, political and socio-economic factors. Karnataka has been divided into four administrative divisions. Belgaum and Gulbarga divisions are in the northern part of the state. Bangalore and Mysore divisions are in the southern part of the state. Studies on regional imbalances in Karnataka have found that north Karnataka region is under developed in general and Gulbarga division in particular. Very important studies are Dadibhavi (1982), Shiddalingaswami and Raghavendra (2010), Deshpande and Dadibhavi (2005), Government of Karnataka (2015) Panchamukhi (2009), Vyasalu and Vani (1997), Kadekodi, (2000): Panchamukhi (1998); Vyasalu (1995); Nanjundappa (1999), Aziz (2001), Hanagodimath (2006), Vivekananda (1992) and so on are important. West Bengal has 17 districts and they are divided into five administrative divisions, namely Burdwan, Jalpaiguri, Malda, Medinipur and Presidency. In West Bengal also there is noticeable regional disparity is found many studies some of the important studies are Raychaudhuri, Ajitava and Haldar (2009), Ganguli (1979), Dutta (1982), Bhattacharya (1998), Ghose and Pal (2007), Sarkar (2010) and so on. They found that among the divisions, Malda and Madinipur divisions are more backward than other regions.

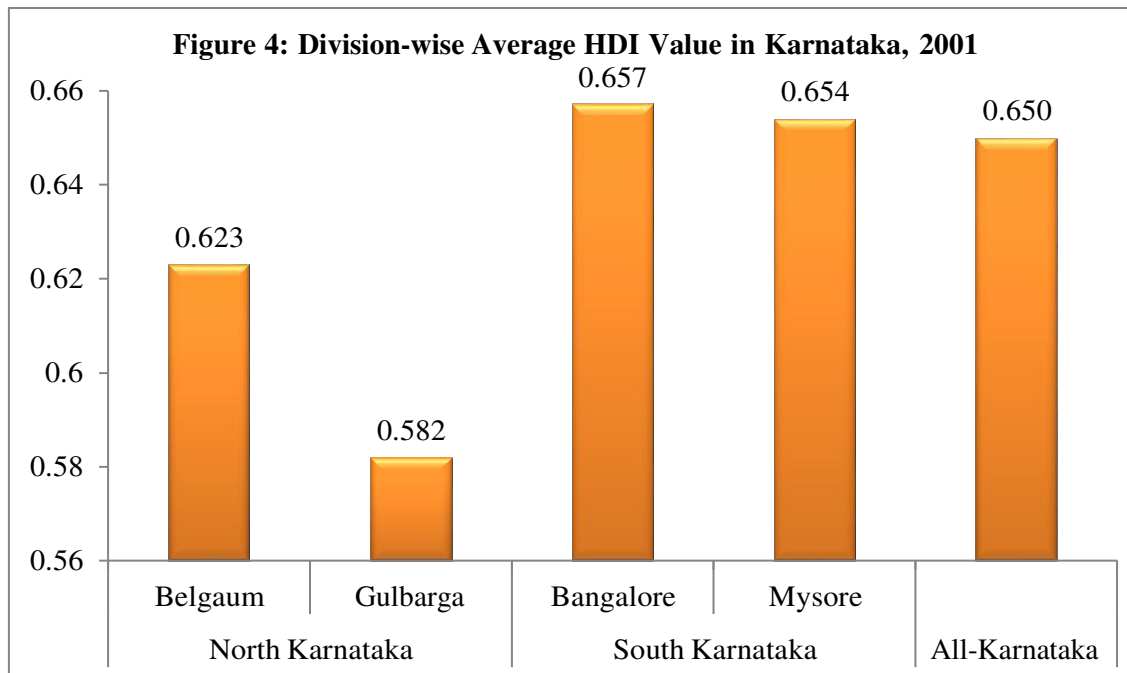
#### Regional Disparity in HDI of Karnataka:

In figure 3 region-wise average HDI values of Karnataka has been depicted for the year 2001. It is found from the figure that average HDI value of south Karnataka is 0.655, which is higher than that of north Karnataka 0.606. It is clear from the figure that there is a noticeable gap between north and south Karnataka in HDI value of Karnataka.



Source: Computed from Karnataka Human Development Report 2005

In figure 4, region-wise and division-wise average HDI value of Karnataka for the year 2001 has been depicted. In the figure it is clear that north Karnataka is under developed in general and Gulbarga division is most under developed region particular. There is no much difference between Bangalore and Mysore division in average HDI values.



Source: Computed from Karnataka Human Development Report 2005

In table 1 district-wise human development index in Karnataka for the year 2001 has been presented. It is found from the table that Bangalore Urban is in the top position and Raichur is in the bottom position. For more meaningful analysis, districts are categorized into four groups namely Very High, High, Medium and Low. From such categorization some of the interesting observations are made they are,

- Four (15%) districts are found in the Very High HDI category out of 27 districts, they are Bangalore Urban, Dakshina Kannada, Udupi and Kodagu. In this category none of the district from north Karnataka is observed.

**Table 2: District-wise Human Development Index in Karnatak, 2001**

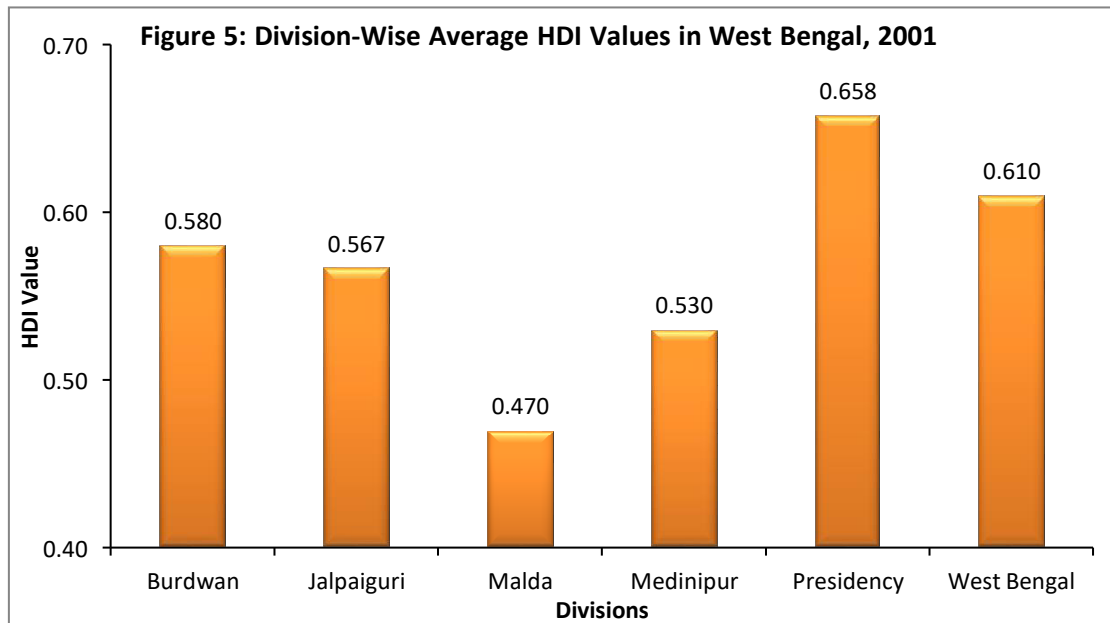
<b>Division</b>	<b>Districts</b>	<b>HDI 2001</b>	<b>Rank</b>	<b>Category</b>
Belgaum	Uttara Kannada	0.653	6	High
	Belgaum	0.648	8	High
	Dharwad	0.642	10	High
	Gadag	0.634	13	High
	Haveri	0.603	20	Medium
	Bagalkot	0.591	22	Low
	Bijapur	0.589	23	Low

- In the next category, ie., High HDI category, one third (33%) proportion of districts are observed, they are Shimoga, Uttara Kannada, Bangalore Rural, Belgaum, Chikmaglur, Dharwad, Hassan, Davangere and Gadag. In this category, districts of all the division are observed, except Gulbarga division.
- In the Medium HDI category, there are 7 districts (26 %) namely Mysore, Tumkur, Chitradurga, Kolar, Bellary, Mandya and Haveri. Districts from all the divisions are observed in this category.
- Districts such as Bidar, Bagalkot, Bijapur, Koppal, Chamarajanagar, Gulbarga and Raichur are found in the Low HDI category. Totally, there are seven (26%) districts in this category. Out of 5 districts of Gulbarga division, 4 are found in this category. From south Karnataka, only Chamarajanagar district is found in this category.

- Totally it is observed that north Karnataka is under developed in general and Gulbarga division is in particular.

### Regional Disparity in HDI of West Bengal:

In figure 5 division-wise average HDI values of West Bengal is depicted. The figure reveals that Presidency division has the highest average HDI value among the five administrative divisions of West Bengal, followed by Burdwan, Jalpaiguri. On the other hand, Malda is the most backward division followed by Medinipur.



Source: Computed from West Bengal Human Development Report 2004

In table 3 district-wise HDI values of the districts of West Bengal has been presented. It is observed from the table that Kolkata is found to be in the first position with the HDI value of 0.78 and Malda is in the last position with the HDI value of 0.44 in the year 2001. To understand the regional status of HDI, districts are grouped into four categories, which has been presented in the last columns of the table. Some of the interesting observations are made, which are;

- There are four districts (24%) in Very High HDI category, namely Kolkata, Haora, North 24 Paraganas and Dajeeling. Except Dajeeling. All the districts of Presidency division are found in this category.



Division	District	HDI	Rank	Category
Burdwan	Bardhaman	0.64	5	High
	Hugli	0.63	6	High
	Birbhum	0.47	14	Low
Jalpaiguri	Dajeeling	0.65	4	Very High
	Jalpaiguri	0.53	10	Medium
	Koch Behar	0.52	11	Medium
Malda	Dinajpur	0.51	13	Medium
	Mushidabad	0.46	15	Low
	Malda	0.44	17	Low
Medinipur	Medinipur	0.62	7	High
	Bankura	0.52	11	Medium
	Purulia	0.45	16	Low
Presidency	Kolkata	0.78	1	Very High
	Haora	0.68	2	Very High
	North 24 Paraganas	0.66	3	Very High
	South 24 Paraganas	0.60	8	High
	Nadia	0.57	9	Medium
West Bengal		0.61		
Average		0.57		
Standard Deviation		0.10		
CV (%)		16.70		

Source: Computed from West Bengal Human Development Report 2004

- The same number of districts is observed in the High HDI category they are Bardhaman, Hugli, Medinipur and South 24 Paraganas.
- Five districts (29%) namely Nadia, Jalpaiguri, Koch Behar, Bankura and Dinajpur are found in Medium HDI category.
- Remaining four districts namely, Birbhum, Mushidabad, Purulia and Malda found in the Low HDI category.

#### IV Concluding Observations:

Karnataka and West Bengal states have the intra-state regional imbalances alike all other countries and states. Comparatively, West Bengal has higher intra-state disparity than that of Karnataka, which is evident from the coefficient of variation (CV). West Bengal has higher CV than that of Karnataka. A point here is to be noted that Karnataka's under development is concentrated in northern part of the state in general and Hyderabad Karnataka region in particular, whereas, West Bengal's under development is in Malda and Medinipur divisions. There are increasing calls for separate state in under developed regions of both the states. Between Karnataka and West Bengal, the movement for separate state is more in Karnataka, because of its visible north and south divide in all the socio-economic indicators (like HDI). Hence, state and central governments have to take the serious steps to reduce the developmental disparities at sub-state and sub-district levels, so that balanced regional development can be achieved without states bifurcation.

- Aziz Abdul (2001): "Economic Development: Vision Strategies for the Future" in Jeevan Kumar and Susheela Subrahmanya (ed.), *Vision Karnataka 2025: Strategies and Action Plans for Sustainable Development*, (Bangalore: Southern Economist)
- Bhattacharya, B. (1998) Urbanisation and human development in West Bengal: A district level study and comparison with inter-state variation. *Economic and Political Weekly*, 33 (47–48), 3027–3032.
- Dadibhavi, R V (1982): "An Analysis of Inter-taluka Disparity and Backwardness in Karnataka State 1975–76," *Indian Journal of Regional Science*, Vol 14, No 2, pp 166–73.
- Deshpande, R. S. and Dadibhavi, R. V. (2005): "Regional Imbalance and Economic Growth in Karnataka", paper presented at the seminar on Regional Development in India, IHD, New Delhi.
- Dutta, G (1982) Analysis of Literacy Rates in die Southern Districts of West Bengal, *Geographical Review of India*, Vol. 44, No.2, June, pp. 19-26.
- Ganguli, D.S. (1979) *Regional Economy of West Bengal*, Orient Longman, Ltd., Government of India.
- Ghose, A. and D. Pal (2007) "Growth of Food-grains Production: An Inter-District Comparison of West Bengal", *Arlha Beekshan*, Vol. 15, No. 4, pp. 216-233.
- Government of West Bengal (2004) "*West Bengal Human Development Report 2004*", Development and Planning Department, Government of West Bengal
- Hanagodimath S.V. (2006) *Karnataka Arthic Belavanige Ondu Adhyana – Yojana* (Kannada) October.
- Kadekodi, Gopal (2000): "Regional Disparity Revisited: The Case of Karnataka," Monograph Series No 31, Centre for Multi-Disciplinary Development Research, Dharwad, Karnataka, [http://cmdr.ac.in/editor\\_v51/assets/mono-31.pdf](http://cmdr.ac.in/editor_v51/assets/mono-31.pdf).
- Karnataka Human Development Report 2005, Planning Department, Government of Karnataka
- Nanjundappa D M (1999), "Karnataka's Economy: Retrospect and Prospects" in Srinivas Gowda M.V . and Nanje Gowda (ed.) *Economic Evelopment of Karnataka: Leading Issues*, (Bangalore: Local Advisory Committee, 81 Annual Conference of the Indian Economic Association).
- Panchamukhi, .P.R. (2009): "Regional justice perspectives and the issues of states reorganization in India; A Revisit", *Journal of Indian School of Political Economy*, Vol.21 (1-4), Jan-Dec, pp-225.
- Raychaudhuri, Ajitava and Sushil K. Haldar (2009) "An Investigation into the Inter% District Disparity in West Bengal, 1991%2005." *Economic & Political Weekly*, XLIV:26%27.
- Sarkar, Satyen (2010) *Regional disparities in economic development an inter district study of West Bengal*, PhD Thesis, University of North Bengal
- Shiddalingaswami, H and V K Raghavendra (2010): "Regional Disparities in Karnataka: A District Level Analysis of Growth and Development," CMDR Monograph Series No 60, Centre for Multi-Disciplinary Development Research, Dharwad, Karnataka, [http://cmdr.ac.in/editor\\_v51/assets/mono-60.pdf](http://cmdr.ac.in/editor_v51/assets/mono-60.pdf).
- Vivekananda, M (1992): *Agricultural Development and Distribution of Gains: An Intra and Inter Regional Analysis of Karnataka*, Research Report, Institute for Social and Economic Change (ISEC), Bangalore
- Vyasalu, V. and Vani, B. P. (1997): "Development and Deprivation – A district level Study, *Economic and Political Weekly*, November 15, PP 2970-2975.